


# SPARK

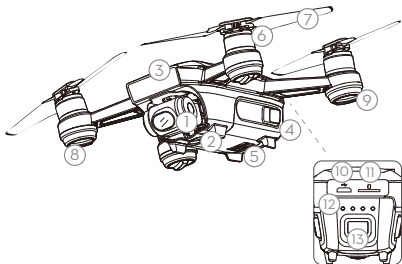
## Quick Start Guide

V1.0



## SPARK

The DJI™ SPARK™ is DJI's smallest flying camera featuring a stabilized camera, Intelligent Flight Modes, and Obstacle Avoidance inside a light, portable body. Equipped with a Vision System and 3D Sensing System\*. Spark can film 1080P videos, capture 12-megapixel photos, and is capable of QuickShot and Gesture Control. With a maximum flight speed of 31 mph (50 kph), and a maximum flight time of 16 minutes\*\*, Spark is quick and fun, making drone photography exciting, simple and professional.



1. Gimbal and Camera

2. Vision System

3. 3D Sensing System

4. Intelligent Flight Battery

5. External Charging Contact

6. Motors

7. Propellers

8. Front LEDs

9. Aircraft Status  
Indicators

10. Micro USB Port

11. Micro SD Card Slot

12. Battery Level Indicators

13. Power Button

\* The Vision System and 3D Sensing System are affected by surrounding conditions. For more information, please read the Disclaimer and Safety Guidelines or watch the tutorial in the DJI GO™ 4 app or on the Official DJI website: <http://www.dji.com/spark>

\*\* Maximum flight time was tested in windless conditions flying at a consistent 12.4 mph (20 kph). This value should be taken for reference only.

## Download the DJI GO 4 App

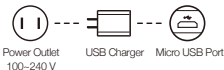
Search for 'DJI GO 4' on the App Store or Google Play, or scan the QR code to download the app on your mobile device.



 DJI GO 4 is supported in iOS 9.0 (or later) or Android 4.4 (or later).

## Prepare the Battery

Charge the battery for the first time to activate it.



The battery is fully charged when the battery level indicators turn off.  
Charge time: ~ 1 hr 20 min

Press once to check the battery level.  
Press once, then again and hold to turn on/off.

## Activation and Connection

Launch DJI GO 4, tap the icon in the upper right corner, scan the QR Code on the storage box, and follow the prompt for activation.



Use your DJI account to activate the aircraft. Activation requires an internet connection.



Power on the aircraft



✓ Spark-XXX

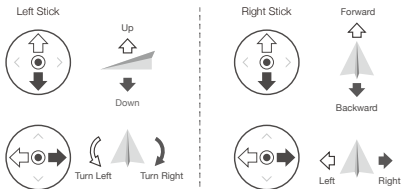
Connect to Wi-Fi with your mobile device

DJI GO 4  
App

Launch DJI GO 4

## Controls

Flying the aircraft with touch control or the Remote Controller.



## Specifications

• <b>Aircraft</b>	
Weight	300 g
Dimensions	143x143x55 mm
Max Speed	31 mph (50 kph) in Sport Mode without wind
Operating Temperature	32° to 104° F (0° to 40° C)
• <b>Camera</b>	
Sensor	1/2.3" CMOS Effective pixels: 12 Megapixels
Video Recording Modes	FHD: 1920x1080 30p
Lens	25 mm (35 mm format equivalent), f/2.6
• <b>Remote Control Device</b>	
Operating Frequency	2.4G / 5.8G
Max Transmission Distance (Unobstructed, free of interference)	Wi-Fi: 100 m (Distance), 50 m (Height) Remote Controller: 2000 m
• <b>Charger</b>	
Input	100-240 V, 50/60 Hz, 0.5 A
Output	5 V $\equiv$ 3 A / 9 V $\equiv$ 2A / 12 V $\equiv$ 1.5 A
• <b>Intelligent Flight Battery</b>	
Capacity	1480 mAh
Battery Type	LiPo 3S
Charging Temperature	41° to 104° F (5° to 40° C)

For more information, read the User Manual:

<http://www.dji.com/spark>

※ This content is subject to change without prior notice.

SPARK is a trademark of DJI.

Copyright © 2017 DJI All Rights Reserved.

Designed by DJI. Printed in China.